



# optima



# Great performance and perfectly clean surfaces even in heavy duty cleaning

Optima is a ride on scrubbing machine with a robust design, suitable for working in different environments, both commercial and industrial, up to 10,000 sq. m. ensuring excellent performances, even for the deep cleaning of various hard floors such as warehouses, logistic centers or finer surfaces such as in shopping malls.

Comfort and complete control over the machine ensured by the operator position and easy controls, enhance the results during the operations. The big tanks capacity increases working autonomy while quiet operations allow to perform also in daytime without disturbing the people around: such features guarantee great efficiency and productivity.

Simple and comfortable: to help the operator to get the best results.

The driver's seat is comfortable, accessible from both sides, it offers a complete visibility of the whole working area and favours the control over all functions without distractions.

The new instrument panel has been designed to make its use easier. Scrubbing versions (Optima 85/100 B) are equipped with a button for the automatic brush uncoupling.

## THE ADVANTAGES OF OPTIMA

- Two different brush head types to get optimal results on any floor: with disc brushes or cylindrical brushes
- Intuitive driving and simple controls
- Access from both sides for increased practicality
- Reclined position of the steering wheel and the super comfortable seat with armrests ensure maximum comfort for the operator
- The recovery tank opens automatically thanks to a gas spring
- Courtesy lights pack as standard to increase the visibility of the parts where the operator may be required to perform maintenance
- Front and rear bumper, available as optional equipment
- Hydraulic brake which acts on the rear wheels, thus increasing safety and comfort
- Electric brake installed on the front motorwheel that functions as an emergency brake or parking brake
- Dual Power Extreme vacuum kit to increase vacuum performance
- FFS - Fast Filling System: system for filling the clean water tank, even letting the operator perform other activities while the tank quickly fills up. When the tank is full, the water flow stops automatically
- CSF - Constant solution flow: the distribution system that ensures correct delivery of solution on both disc brushes, thereby improving effectiveness even at low flow rates



**OPTIMA 85 B**  
Scrubbing version  
with dual disc brush  
Working width: 850 mm

**OPTIMA 100 B**  
Scrubbing version  
with dual disc brush  
Working width: 1010 mm

**OPTIMA 90 BS**  
Scrubbing-sweeping version  
with cylindrical brush  
Working width: 870 mm



## Designed to help even unskilled operators



With the versions equipped with CDS dosing system it is possible to be very precise in adjusting water quantity and detergent percentage and to save the settings inside the program selector to use them again automatically for the next cleaning operation.



It is possible to choose 3 different working speeds and brush pressure levels to adjust the machine to any conditions.



With the working program selector the operator can choose to set the machine operation for: transfer, drying, scrubbing and drying simultaneously or only scrubbing.

### Lithium battery

Lightweight, these batteries can be recharged whenever desired and are always ready to use.

With an extremely fast charging cycle, lithium batteries do not self-discharge and are thus always ready whenever and wherever they are required; they can therefore be used multiple times in the space of a single day.



### Eco mode

The Comac technology for the reduction of noise that allows resources to be saved and waste to be reduced.

Only one button to reduce energy consumption and noise level. It is an ideal working setting for maintenance cleaning and to use the machine in sensitive or frequented environments.



### CDS - Comac Dosing System

The Comac technology for reducing the flow, cutting waste and improving cleaning performance.

Optima can be equipped upon request with CDS (Comac Dosing System) for the separate management of water and detergent, that allows to increase or reduce their flow, according to the type of dirt to clean, thus avoiding wastes. It reduces cleaning solution consumption by up to 50%.



### PM - PRESSURE MONITORING

System for monitoring the pressure on the brushes.

Monitors the power dispensed by the brush motors in order to guarantee maximum effectiveness on any type of flooring (PM version only).



### CFC - COMAC FLEET CARE

The technology designed by Comac for the management of fleets that increases efficiency and reduces costs.

Optima can be arranged with the equipment needed for fleet management through Comac Fleet Care (CFC). Such system allows the remote control of machines status: if, when and where each machine is operating or if maintenance is needed, to let you promptly intervene avoiding machine downtimes and unexpected costs for extraordinary maintenance.



### REWATER

The Comac technology installed on board the machine which increases productivity and reuses the water used by floor scrubbers.

Comac floor scrubbers equipped with ReWater technology allow you to reuse the cleaning solution used for floor cleaning operations. This is because they have been equipped with a filtering system, which allows you to work smoothly while maintaining constant the cleaning performances.



# Safe and silent: it preserves the health of the user and of the people around

## FURTHER FEATURES GUARANTEEING THE MAXIMUM WORKING SAFETY:

- antiskid and non-marking motor wheel and rear wheels
- led headlights with different light levels
- reverse warning device
- horn
- possibility to request the blinking light kit, available as optional
- emergency button placed on the instrument panel that immediately stops the machine and all the active functions
- the front-rear bumper, available as optional
- back headlights

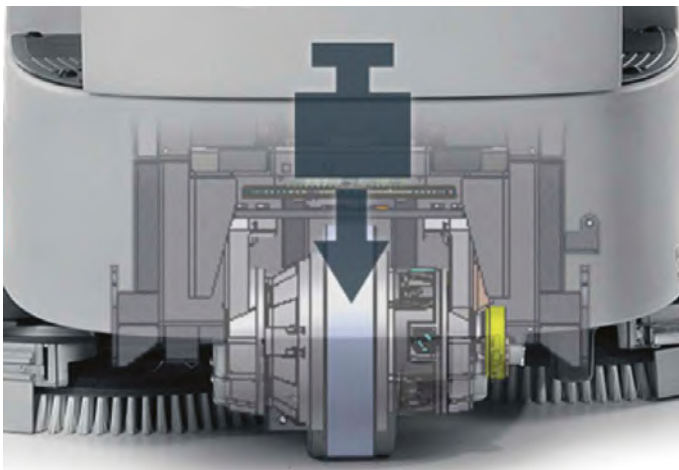


Optima can be equipped with **Blue Safety Spotlight**, the technology that projects a light beam on the ground to indicate the presence of the scrubbing machine in advance, thereby increasing safety




Optima is equipped with a hydraulic brake that works on the rear wheels, thus increasing safety and comfort. The electro brake mounted on the front motor-wheel works as an emergency or parking brake.

## DETAILS THAT GUARANTEE RELIABILITY OVER TIME



To obtain the maximum effectiveness, Optima can be equipped with the Ramps Kit which allows to increase the grip of the front wheel, improving the performance while going up on possible ramps. Thanks to the extra weight the load will be distributed in a way that avoids any slip of the drive wheel.



The vacuum motors are isolated inside a double wall chamber, that reduces the noise level to work silently, preserving the operator's health.



# Optima: the scrubbing machine that cleans with ease, and is always easy to clean

## PROPER DAILY MAINTENANCE HELPS KEEP SCRUBBING PERFORMANCE CONSTANT

For this reason, the parts requiring daily maintenance are distinguished by their yellow color. In this way, the operator can easily identify the parts to be sanitized at the end of the shift.




The hoses for the tanks emptying are in the back of the machine, in a comfortable and visible position. The position of the hose is designed to avoid accidental water leak due to the water pressure. The large diameter makes the emptying faster and handier.



The length of the hose for solution tank filling allows to directly and comfortably reach a water tap. As optional a fast fill system with float is also available to reduce downtimes.



The vacuum floats/filters can be quickly removed, making the cleaning of the machine at the end of the operation really fast and easy.



The solution filter is positioned in a very accessible place.



The brushes of the scrubbing-sweeping version Optima 90 BS can be replaced in few seconds without any tools.

STANDARD EQUIPMENTS	Optima 85 B	Optima 100 B	Optima 90 BS
<b>Comfort</b>			
Hour meter	•	•	•
Eco Mode	•	•	•
Electronic control panel with diagnostics	•	•	•
Squeegee/brush base lift	Automatic	Automatic	Automatic
Automatic brush uncoupling	•	•	-
Speed adjustment	•	•	•
Squeegee rubber blades usable on 4 sides	•	•	•
Color-coded parts for easy maintenance	•	•	•
Flexible filling hose with drop-stop	•	•	•
Water level indicator	•	•	•
Tool-holder hook	•	•	•
<b>Safety</b>			
Emergency stop	•	•	•
Hydraulic working brake	•	•	•
Automatic parking brake	•	•	•
Antiskid wheels	•	•	•
Dead man's switch	•	•	•
Reverse warning device	•	•	•
Horn	•	•	•
LED front headlights with two different light levels	•	•	•
Back headlights	•	•	•

ACCESSORIES	Optima 85 B	Optima 100 B	Optima 90 BS
CDS (Comac Dosing System)	•	•	•
Ramps kit	•	•	•
Blinking light	•	•	•
Bumper	•	•	•
Fast filling system	•	•	•

OPTIONAL	Optima 85 B	Optima 100 B	Optima 90 BS
CFC (Comac Fleet Care)	•	•	•
Vacuum dual power extreme	•	•	•
Lithium batteries	•	•	•
Blue Safety Spotlight	•	•	•
Rewater	•	•	-

TECHNICAL DESCRIPTION		Optima 85 B	Optima 100 B	Optima 90 BS
Solution tank	l	160	160	160
Recovery tank	l	140	140	140
Voltage and nominal power	V/W	24/2840	24/2840	24/3340
Working width	mm	850	1010	865
Squeegee width	mm	1120	1120	1120
Working capacity up to	sq.m/h	6800	8080	6920
Disc brush	(n.) mm	(2) 430	(2) 510	-
Cylindrical brushes	(n.) mm	-	-	(2) 150-210x865
Debris hopper capacity	l	-	-	10
Brush pressure	Kg	85	85	50
Brush motor	V/W	(2) 24/500	(2) 24/500	(1) 24/1500
Brush revolution	rpm	160	160	810-590
Vacuum motor	V/W	(2) 24/420	(2) 24/420	(2) 24/420
Traction	-	aut./front.	aut./front.	aut./front.
Traction motor	V/W	24/1000	24/1000	24/1000
Forward speed	Km/h	0÷8	0÷8	0÷8
Turning diameter	mm	2530	2530	2530
Battery compartment dimensions (Lxhxw)	mm	630x470x430	630x470x430	630x470x430
Max gradient at full load	%	10	10	10
Batteries	V/Ah C5	Gel 24/320 Wet 24/320 Litio 24/150	Gel 24/320 Wet 24/320 Litio 24/150	Gel 24/320 Wet 24/320 Litio 24/150
Batteries weight (max)	Kg	225	225	225
Detergent tank capacity (CDS)	l	5	5	5
Machine dimensions (Lxhxw)	mm	1796x1245x900	1796x1245x1055	1796x1245x1005
Machine weight (without batteries)	Kg	340	340	363
Sound pressure level (ISO 11201)	dB (A)	<70	<70	<70



Industrial



Cleaning companies



Health



Public



HoReCa



Sports



Automotive



Large-Scale Retail Trade



Transport



Logistic



COMAC S.p.A. Via Maestri del Lavoro, 13 - 37059 Santa Maria di Zevio - Verona - ITALY  
Tel. 045 8774222 - www.comac.it - com@comac.it

Comac S.p.A. org. cert. ISO 9001, ISO 14001, ISO 45001, SA 8000, ISO 14064-1

